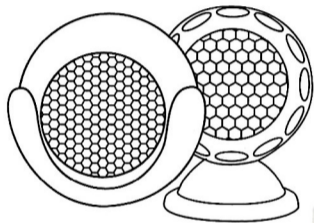
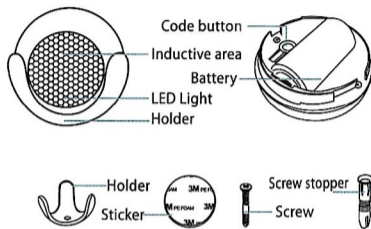


MOTION SENSOR

INSTRUCTION



Product Configuration



Specifications

Battery: CR123A-3V X 1

Standby current: 34uA

Alarm current: 75mA-90mA

Standby time: 5 years

Battery Life: 2500 times trigger(1 year if trigger 7 times per day, 2 years if trigger 3 times per day)

Wireless type: 2.4GHz

Wireless standard: IEEE 802.11b/g/n

Wireless range: 45M

Sensitive distance: 6M

Operating Temperature: 0°C ~ 40°C (32°F ~ 104°F)

Operating Humidity: 20% ~ 85%

Storage Temperature: 0°C ~ 60°C (32°F ~ 140°F)

Storage Humidity: 0% ~ 90%

Size: 50mm x 48mm x 48mm

LED State

Device Status	LED State
Smart Wi-Fi	Indicator flashes quickly
AP mode	Indicator flashes slowly
Triggered	LED will rapidly blink, and OFF after scheduled time
Suspend mode	Indicator off
Reset	Indicator lights up for 4s and after 2 seconds lights off, device goes into configuration mode

How to reset?

- (1) Press the reset button for 6 seconds till the indicator flash rapidly. Then device turns to smart wifi mode.
- (2) Press the reset button again for 6 seconds till the indicator flash slowly. The device turns to AP mode.

Thanks for
Choosing our WiFi Smart Home Sensors

Get Started with Tuya Smart App

1. Download APP

- Download the "Smart life" app from APP Store or Google Play to your mobile.



2. Register and Login




- Launch the "Smart life" app.
- To register, enter your mobile phone number or email address, create a password, then login to the app.
- Login if you have an account already.

3. Add Device

- Power on the smart sensor which default's mode is Smart WiFi mode.
- Select the "+" symbol on the top right-hand corner.
- Select your product type and follow the instructions of the app.
- If the connecting fails, try using AP Mode
- On the "Add device" page select "AP Mode" on the top right-hand corner and follow the instructions of the app.
- Finally, have fun!

What's the App User Interface Like ?



Smart life

Experience Advanced Features

You can experience the various advanced features of the product with the app, just try and do it yourself.

Main function

- Operate status: alarm/normal (the device can be triggered only once in 1 minute)
- Alarm recording (click "HISTORY").
- Turn Off/On push notification (click "NOTICE").

Linkage alarm setting

- To connect two Sensors via scene setting.

Device sharing

- Allow others to control the device

Push notification

- Open/close push notification

Remove device

- Restore default settings; Delete and add the device again to clear the record by APP.



Make Your Home Smarter